

**TELSMITH**

an Astec company



## **QUARRY-TRAX™ MODEL TI6060 TRACK MOBILE IMPACT CRUSHER**

Quarry-Trax model TI6060 is a high production, track mobile, primary impact crushing plant specifically designed for the serious aggregate producer. Capable of receiving 40" stone and delivering up to 800 tph, the TI6060 is ideal for nonabrasive quarried stone or recycled concrete operations.

At the heart of the plant's production capabilities is the model PA6060 Andreas style, primary impact crusher. Utilizing a massive 59" (1500 mm) solid type rotor, the PA6060 delivers both high inertia crushing and rugged dependability. Push button controlled hydraulic apron adjustment simplifies operations. Hydraulic overload relief protects the crusher from damage. Common mono-block aprons and only two shapes of side liners reduce parts inventory and maintenance hours.

Like all Quarry-Trax plants, the TI6060 utilizes handheld wireless controls to safely maneuver the plant within the job site. Maintaining crushing near the source, Quarry-Trax can eliminate haul trucks and reduce operating costs.

Equipped with a heavy duty 7 yd<sup>3</sup> loading hopper or optional hopper wing extensions for 18 yd<sup>3</sup> capacity, the TI6060 works well with either loader or excavator feed systems.

Quarry-Trax takes advantage of PLC controls to optimize your operations. Intuitive plant control, diagnostic and troubleshooting screens are displayed on a LCD color monitor for quick troubleshooting and ease of operation.

In the automatic mode, the PLC takes control to optimize production while protecting the plant from overload. Load sensors work with the variable speed feeder to maximize throughput without overloading components. A discharge pile level sensor assists the operator by shutting down the feeder when the pile is too high. Combined, these features provide optimum production with minimal operator input.

When a track mobile plant makes sense and dependable high production is required, the Quarry-Trax TI6060 consistently delivers.

## PA6060 IMPACT CRUSHER:

The PA6060 is a modern primary impact crusher that delivers both high performance and reliable operation while crushing up to 40" top size stone.

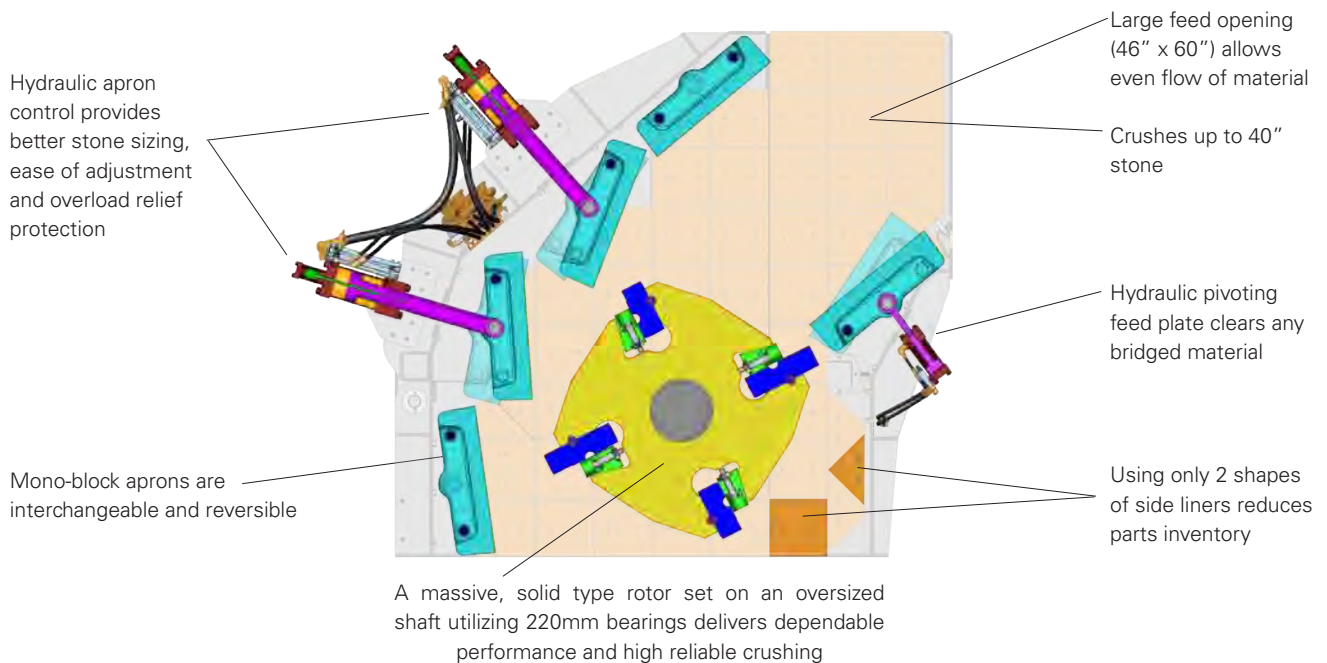
Incorporating a solid rotor, 59" (1500mm) in diameter, the PA6060 delivers both rugged dependability and high inertia crushing. Blow bars are secured with a unique wedge type design for solid mounting and ease of maintenance.

Hydraulic apron control provides optimum resistance for maximum reduction ratios and product sizing while still providing overload protection. Modern PLC controls

automatically reset the aprons after uncrushable material has passed.

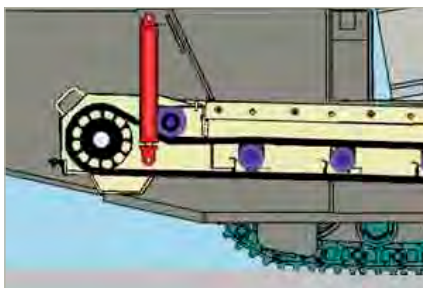
A hydraulic tilting feed plate clears bridging that may occur on occasion with push button controls.

The PA6060 combines high performance, reliable operation and ease of maintenance into one crusher.

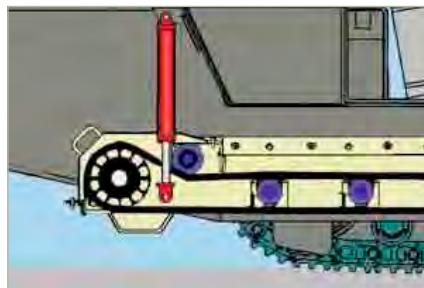


## 54"X45' CONVEYOR:

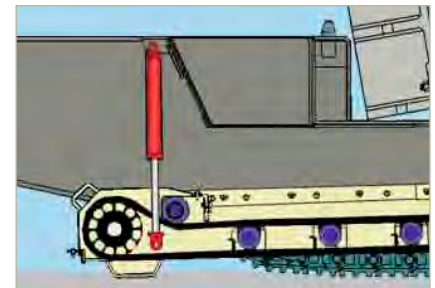
A powerful, 54" wide, end discharge conveyor features a hydraulic raise & lower tail section to improve on-site mobility and simplify maintenance. The entire conveyor can be lowered to the ground and removed from the Quarry-Trax, allowing unfettered access for maintenance.



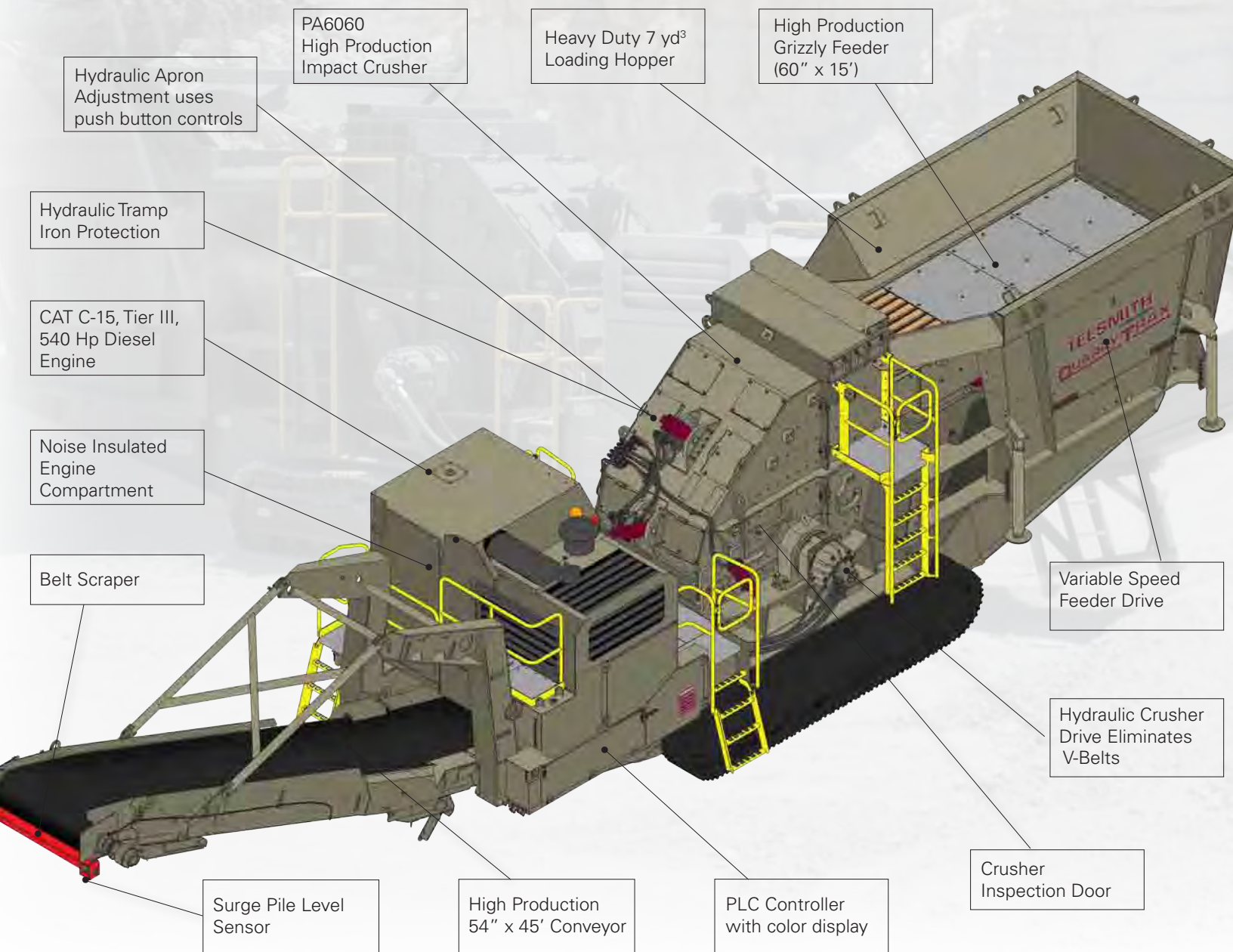
Raised Position: protects the tail section from damage when moving or cleaning up.



Operating Position: allows stone to transition smoothly from the jaw onto the conveyor.



Ground Position: resting on the ground, the conveyor can be removed for maintenance.



#### SONAR SENSOR

A sonar sensor protects the conveyor by shutting down the feeder when the product pile is too high.



#### LARGE FEED OPENING

A large feed opening (46-1/2\"/>



#### HANDHELD REMOTE CONTROL

Handheld wireless remote control provides operating controls for driving the plant, start/stop for the crusher and feeder, feeder variable speed control and emergency stop.



### HYDRAULIC DRIVE

Hydraulic variable speed drive works with the crusher load feed control to automatically maintain maximum production.



### HYDRAULIC CRUSHER AND FEEDER DRIVE

Hydraulic crusher and feeder drives eliminate the use of v-belts, reducing maintenance and improving uptime.



### 225 GALLON FUEL TANK

Fuel tank provides enough fuel for 14 to 16 hours of operation in normal conditions.



### LCD COLOR DISPLAY PANEL

On-plant LCD color display panel provides access to all on-board computer systems and plant diagnostics: engine systems, hydraulic systems, component settings, troubleshooting and alarms.



### HYDRAULIC LIFT KIT (OPTIONAL)



Hydraulic lift kit for the feeder module. Includes 4-point hydraulic lift package with 8 Hp gas engine.

### ADJUSTABLE MAGNET (OPTIONAL)



Adjustable height, self-cleaning permanent magnet discharges to the side of the plant.

### HYDRAULIC HAMMER (OPTIONAL)



Hydraulic hammer (BTI MBS10-425X) 1,100 ft-lb class breaker with 10' boom includes handheld wireless remote control.

### HOPPER EXTENSIONS (OPTIONAL)



Heavy duty, folding wing, hopper extensions increase live storage to 18yd<sup>3</sup> capacity. Width at rear is 14'-11" capable of accepting loader feed from the rear of the plant.

### FOLDING CONVEYOR EXTENSION (OPTIONAL)



A 10 ft., manual fold, conveyor extension increases discharge height of the conveyor to 12'-10" (underside of belt scraper).

## PLANT SPECIFICATIONS:

### TELSMITH MODEL PA6060 IMPACT CRUSHER:

- Massive 59" (1500 mm) solid type rotor
- Oversized 220 mm bearings and shaft
- Hydraulic adjustment with push button controls
- Hydraulic tramp-iron relief, automatically resets
- Direct coupled hydraulic drive eliminates v-belts

### TELSMITH 60" X 15' VIBRATING GRIZZLY FEEDER:

- 5' grizzly section
- Hydraulic, variable speed drive eliminates v-belts

### TELSMITH 54" X 45' END DISCHARGE CONVEYOR:

- 3-ply (1/4" x 1/16") belting – vulcanized seam
- Impact bed in loading area
- Belt scraper
- Zero-speed sensor
- Ultra-sonic sensor over discharge pile interlocked to feeder
- Hydraulic raise/lower tail section increases clearance for travel and clean-up

### QUARRY-TRAX TRACK MOBILE CHASSIS:

- Removable vibrating grizzly feeder skid module with 7 yd<sup>3</sup> loading hopper
- Cat C-15, Tier IV (540 Hp) diesel engine
- Heavy duty cooling package
- 225 gallon fuel tank

### TRACK UNDERCARRIAGE:

- 146" length
- 20" wide, triple grousers on 8" chain pitch
- Independent hydraulic drive motors capable of 0.6 mph travel speed

### PLANT CONTROLS:

- Handheld remote wireless control
  - Plant maneuver controls
  - Start/Stop for individual components
  - Emergency stop
- On-plant display panel (LCD color monitor)
  - Plant diagnostics
  - Crusher setting display

### OPTIONAL ITEMS:

- Hydraulic lift package for VGF module
- Magnet
- Hydraulic hammer
- Hopper extensions
- 30" x 17' Side discharge conveyor for VGF bypass (RH or LH side)
- Dust suppression piping plumbed to manifold with shut-off valve
- Folding 10' conveyor extension
  - raises discharge height to 14'-6"

**TELSMITH**

an Astec company

P.O. Box 539  
Mequon, WI 53092-0539

Phone: 800-765-6601

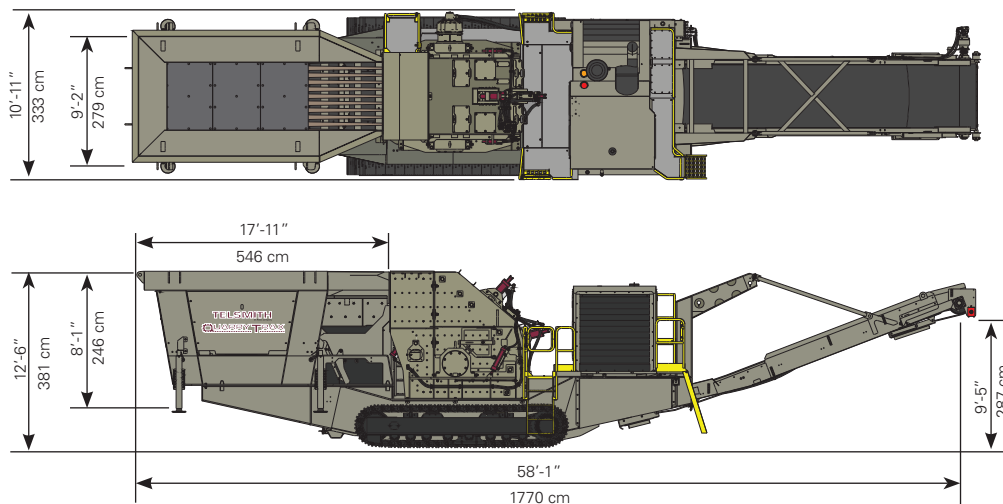
262-242-6600

Fax: 262-242-5812

www.telsmith.com

sales@telsmith.com

### Plant Dimensions: Travel Mode



### Plant Weight - Model TI6060

<b>Base Plant:</b> (track chassis, crusher, engine)	129,000 Lbs.	58,513 Kg.
<b>VGF Module:</b> (hopper, VGF, by-pass chute, supports)	25,000 Lbs.	11,340 Kg.
<b>Conveyor:</b> (main conveyor, fold down supports)	10,000 Lbs.	4,536 Kg.
<b>Total Plant Assembly: (Excludes any optional items)</b>	<b>164,000 Lbs.</b>	<b>74,390 Kg.</b>

©2008 Telsmith, Inc.  
TI6060 Track Mobile Impact  
Crusher 7/08

**TELSMITH** an Astec Industries Company

10910 N. INDUSTRIAL DR • MEQUON, WI 53092 USA • 262.242.6600 FAX 262.242.5812 • telsmith.com

