

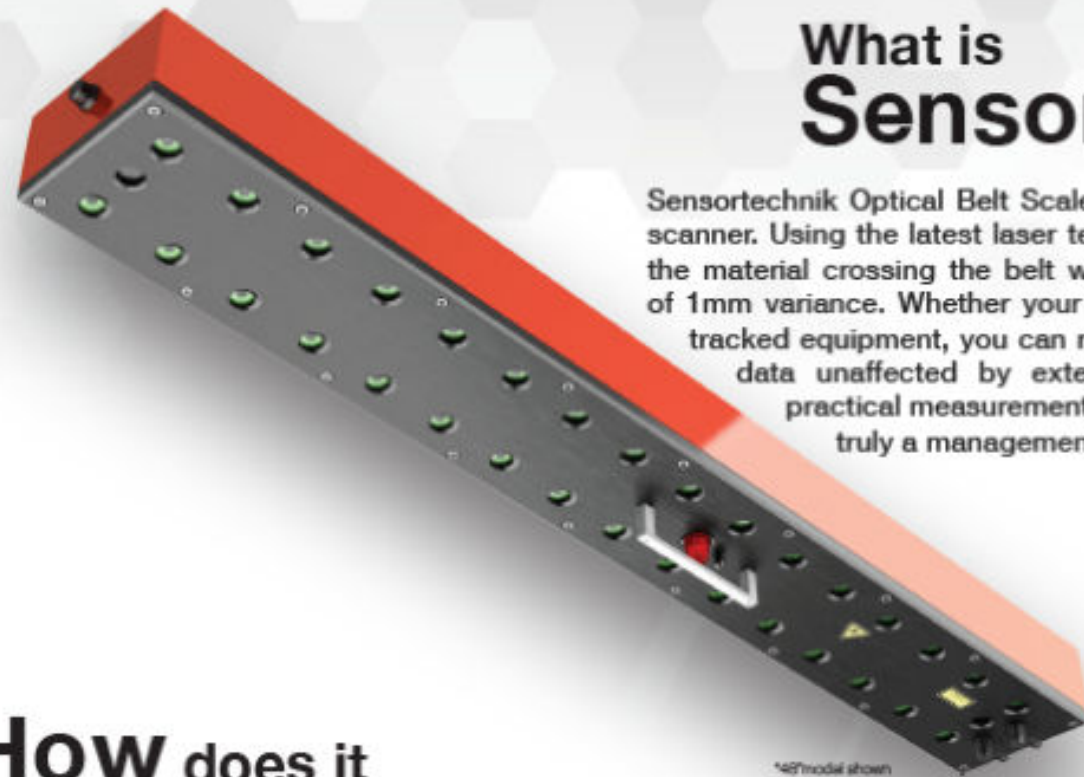
  
***sensorteknik***  
Optical Belt Scale

**You can't manage  
what you don't measure™**



## What is Sensortechnik?

Sensortechnik Optical Belt Scale is a contact free volumetric scanner. Using the latest laser technology, it effectively scans the material crossing the belt with a measurement accuracy of 1mm variance. Whether your conveyor is stationary or on tracked equipment, you can rely on the precise production data unaffected by external conditions. Beyond its practical measurement application, Sensortechnik is truly a management tool.



## How does it scan?

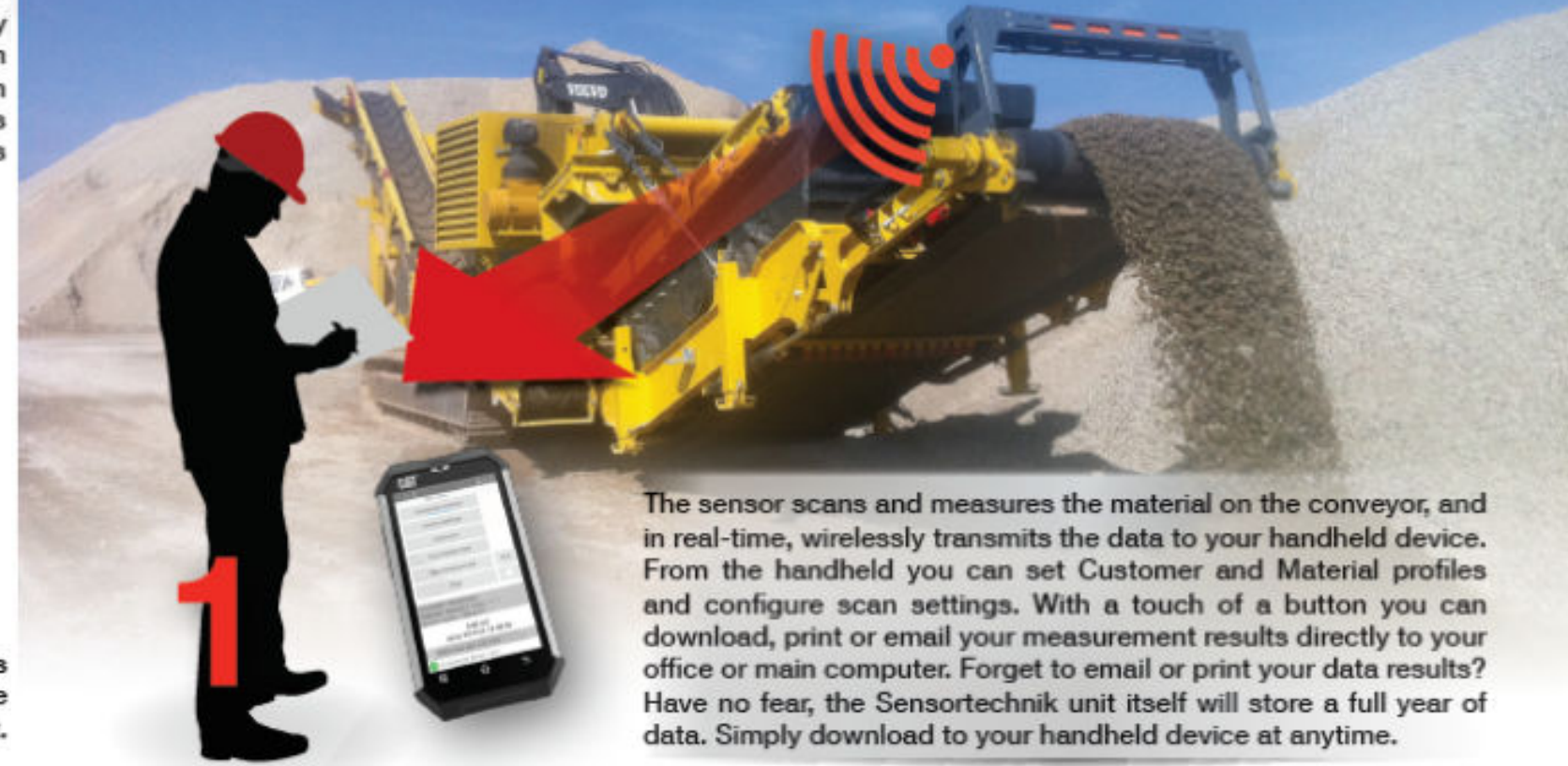
To accurately measure the volume, Sensortechnik optical belt scale uses a volume data calculation to produce a 99.8% accurate result.



First, the sensor measures the cross-profile of the material on the conveyor belt.

Secondly, the sensor measures the feed rate of the conveyor belt by an inductive sensor. Finally, by combining the cross profile and feed rate measurements, the resulting material data is readily available in cubic meters, yards or tonnes, and stored in the Sensor for easy download.

## How Sensortechnik Works



The sensor scans and measures the material on the conveyor, and in real-time, wirelessly transmits the data to your handheld device. From the handheld you can set Customer and Material profiles and configure scan settings. With a touch of a button you can download, print or email your measurement results directly to your office or main computer. Forget to email or print your data results? Have no fear, the Sensortechnik unit itself will store a full year of data. Simply download to your handheld device at anytime.



Receiving your data measurements in excel spreadsheets direct from the field allows you to review your sites production, see exactly when the equipment started, when it was down, and address operation performance issues as they happen. Your office team estimating costs for projects will receive specific data which allows for more accurate bidding, ensuring you turn a profit for all your hard work.

# Operations Management Advantages

## Understanding your Data:

Your Sensorteknik measurement data can be emailed easily to your computer as an Excel file (see diagram below). To understand your data, each of the columns is dedicated to a specific parameter:

Labels and their corresponding columns:

- Start of Measurement (time and date) - Red line to 'Start of measurement' column
- End of Measurement (time and date) - Green line to 'End of measurement' column
- Customer - Pink line to 'Customer' column
- Material Type - Orange line to 'Material' column
- Amount of material produced (yd<sup>3</sup>, m<sup>3</sup>, Tonne) - Blue line to 'Amount (MP)' column
- Roll diameter (mm) - Purple line to 'Roll diameter (mm)' column
- Intervals, specific m<sup>3</sup> per 30 minute interval - Light blue line to the 'Intervals' section of the table

Start of measurement		End of measurement		Customer	Material	Amount (MP)	Roll diameter (mm)	m <sup>3</sup> per 30 minutes interval									
								I	II	III	IV	V	VI	VII	VIII	IX	X
07:09	07.12.2014	12:09	07.12.2014	AKM	Asphalt	357,6	280	12,9	43	31,1	28,4	36,7	47,8	35,9	40,3	34,3	45,2
12:57	07.12.2014	18:15	07.12.2014	AKM	Asphalt	363,7	280	13	36,1	33,2	32,8	46,4	21,4	44,1	25,8	29,8	48,9
08:59	08.12.2014	11:50	08.12.2014	AKM	Asphalt	348,3	280	15,4	36	47	31,8	27,3	48,4	29	38,9	38,3	32,5
13:01	08.12.2014	17:53	08.12.2014	AKM	Asphalt	280,4	280	19,3	35	43,1	24	27,8	27,3	30,5	23,3	23,3	28,4
08:05	11.12.2014	12:00	11.12.2014	AKM	Asphalt	409,5	280	15,5	29,3	35,6	22,2	25,5	27,8	25,5	48	45,3	45,3

## How does this data improve my operation?

Your Sensorteknik measurement data provides you with an in-depth quantifiable performance metric which you can use to power business and operation decisions. Know exactly how much material your crew and equipment are processing daily.

By having the ability to monitor production, you can spot operational issues before they cost you money. Unexpected periods of downtime may be a sign of fundamental problems, such as, unsuitable machines for loading or preliminary work, non-matching capacities of the equipment, and possibly the inability to meet your customer demands. Paying workers during downtime or overtime can increase your operational expenses significantly. But with Sensorteknik, your production processes can be consistently analyzed to detect problems before they lead to costly downtime.

As you build your database of measurements over time, you will be able to spot performance trends in your data, and even potentially catch wear part replacements before they disrupt your operation. Your data spreadsheet shows daily, weekly and monthly viewing formats for easy reference. Data and metrics provide a solid operational foundation which empowers your decision making and business profitability.

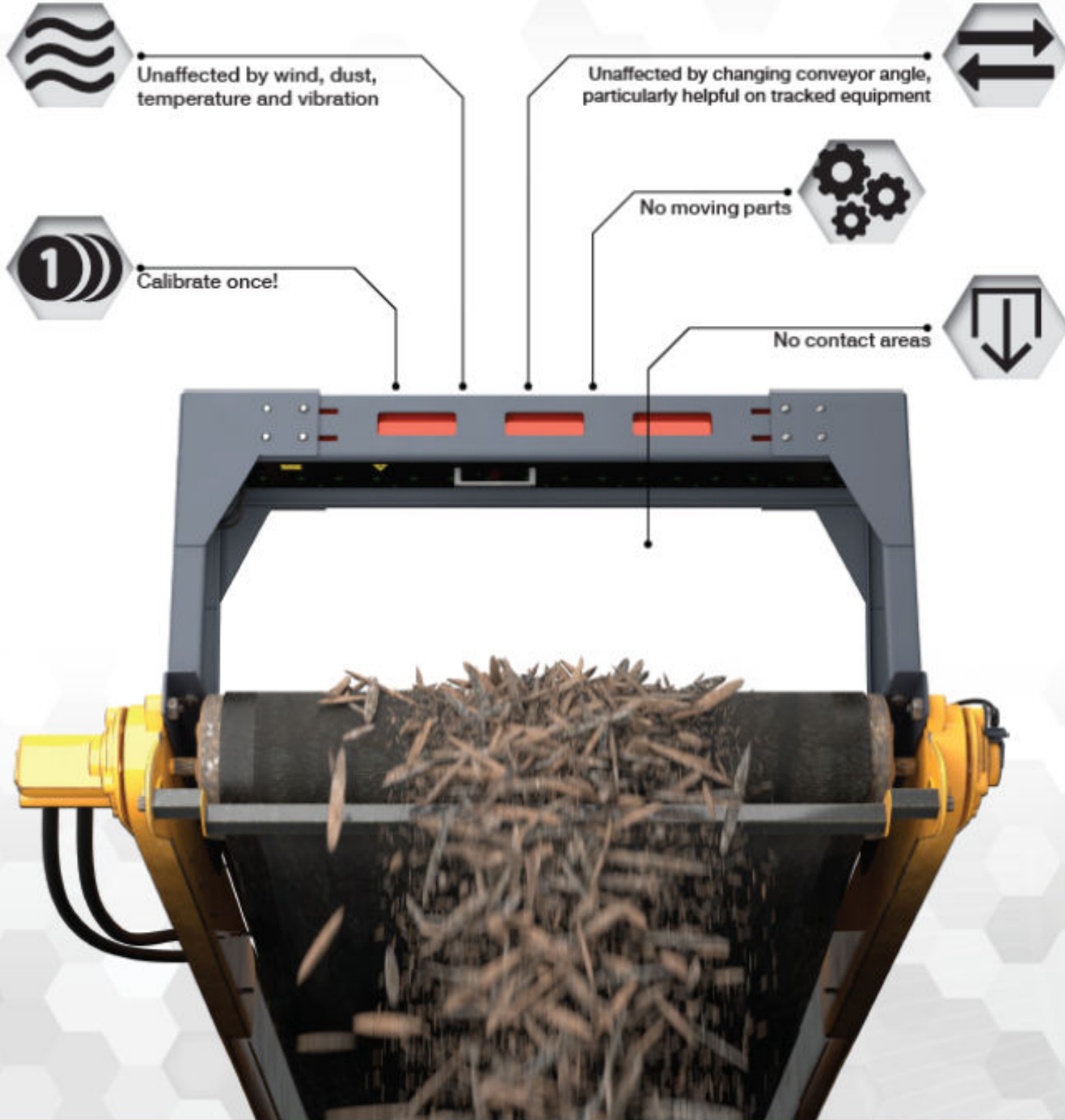
# Operations Management Advantages

- Set Goals and Production Benchmarks
- Know exactly when your equipment starts and stops each day
- Increase Operation Profitability
- Verify Equipment Productivity
- Manage Inventory Control
- Manage Multiple Sites or Remote Sites

## Proven Successful In Numerous Industries...



# Optical Belt Scale Advantages



<b>Smart Phone</b>
Weight: 172g (0.38lbs)
Dimensions: 127 x 70 x 16 (5" x 2¾" x 11/16"x 5/8")



<b>Printer</b>
Printer (Type H-55BT)
Weight: 350g (0.77 lbs)
Dimensions: 87 x 110 x 58 (3 7/16" x 4 5/16" x 2 3/16" )



<b>Adjustable Holding Frame</b>
Accommodates Scale size range from 24" up to 78" belt widths
Powder coated steel frame easy mount and dismount (Fixed with only 4 bolts)



<b>Volume Scanner</b>
Power: 24V DC +/- 20%, 5 A
Operating Temperature: -45°C (-49°F) to + 70°C (158°F)
Dimensions: Standard sizes range from 24" up to 78" belt widths
Com-Ports: Var 1: RS-422 (4 line)
Var 2: Bluetooth (class 1)
Var 3: Analog output (4-20mA) *Optional
Measuring rate: 200 frames / second
Storage capacity: Production data over 1 year

# **W** *sensortechnik*

**opticalbeltscale.com**

Toll Free 1-855-217-2750

info@opticalbeltscale.com

For Dealer Inquiries and Service



**Your Local Dealer:**